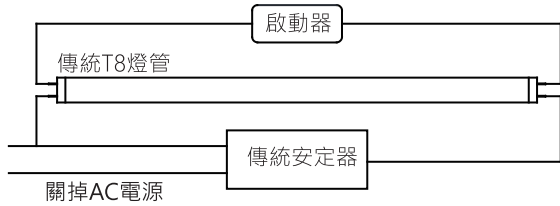
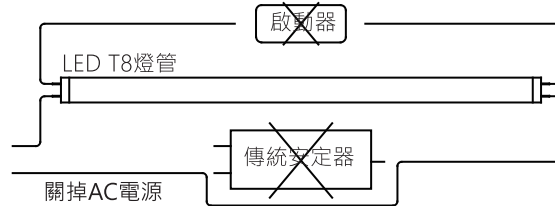


傳統式燈具更換步驟：



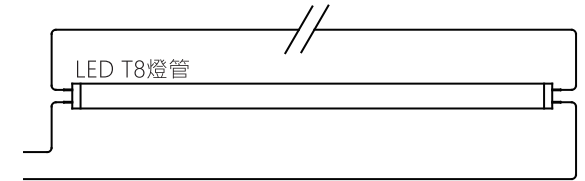
关掉AC電源

(步驟1)关掉AC電源



关掉AC電源

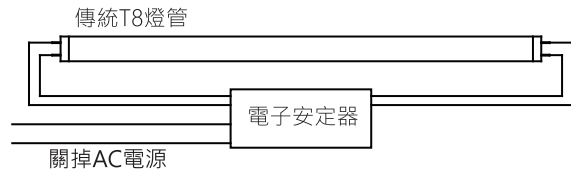
(步驟2)移除啟動器和更換上LED T8燈管



打開AC電源

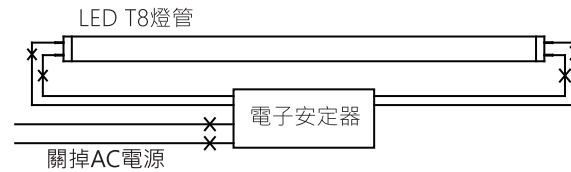
(步驟3)打開AC電源 · LED T8燈管即亮

電子安定器燈具更換步驟：



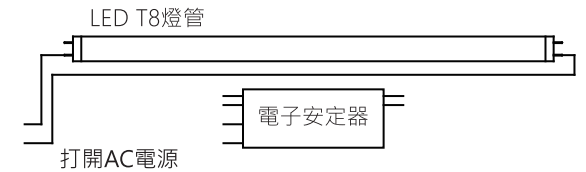
关掉AC電源

(步驟1)关掉AC電源



关掉AC電源

(步驟2)移除電子式安定器線路和更換上LED T8燈管



打開AC電源

(步驟3)打開AC電源 · LED T8燈管即亮